



NEW 1400 & 1500 model Decorative Heat Lamps



Model 1400
in glossy gray

Model 1500
in gloss bold
black/bright
copper/gloss
bold black

WHERE QUALITY & STYLE MEETS PERFORMANCE

There's no need to compromise on Decorative Heat lamps when it comes to stylish buffets, pass-throughs or serveries. Hatco, the world leaders in food warming have the answers when it comes to engineered solutions that look right no matter what the decor. Choose from an unrivalled range of colours, shade styles, plated finishes, mounting types and switch locations.

And these decorative heat lamps are all built to Hatco's world class quality standards. All lamps come with Teflon coated food-grade safety heat globes for peace of mind, and our exclusive 13 month on-site warranty. So why compromise on cheap poorly designed imitations that just don't deliver.

Models are available in retractable (from 762mm to 1.74metres), fixed flexible cord, colour co-ordinated rigid shaft or two types of wall mount. Select from twenty four (24) colours and finishes, fourteen (14) shade styles as well as ten (10) mounting/switch options. Choose the Decorative Heat lamps that the professionals choose - Hatco.

Check out the following page for options on your next project.



FSM (FOOD SERVICE MACHINERY PTY. LTD.)
HEAD OFFICE: UNIT E6, 63-85 TURNER STREET,
PORT MELBOURNE, VIC. 3207 AUSTRALIA
T: +61 3 8645 2555 F: +61 3 8645 2565
E: sales@fsm-pl.com.au W: www.fsm-pl.com.au

SYDNEY OFFICE:
UNIT 15, 7-9 PROGRESS CIRCUIT,
PRESTONS, NSW 2170 AUSTRALIA
T: +61 2 9608 8620 F: +61 2 9607 9370
E: sales@fsm-pl.com.au W: www.fsm-pl.com.au

QUEENSLAND:
T: 0400 099 992
E: sales@fsm-pl.com.au
W: www.fsm-pl.com.au



Decorative Lamps

Models: DL-400, -500, -600, -700, -725, -750, -760, -775, -800, -1100, -1200, -1300, -1400, -1500

ORDERING INSTRUCTIONS

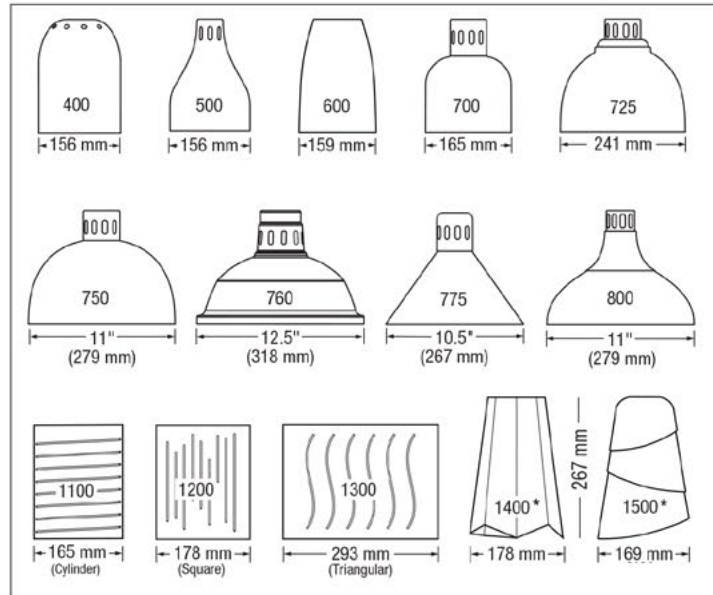
Step 1-Wattages

Model	Maximum Watt Bulb	Voltage	Ship Weight	Ship Dimensions*
DL- (Standard)	250	240	6-10 lbs. (3-5 kg)	350W x 420L x 370Hmm

*Shipping Dimensions shown are for Lamp Shade Assy. only. S Mount lengths are order specific

Step 2-Shade Styles - All Heights are 216 mm

*Exceptions: DL-1400, -1500H 267 mm



Step 3-colors - Available for all Designer colors, Plated and Gloss finishes.

Exception: DL-1500 in these color options only

Gloss Bold Black/Plated Bright Nickel/Gloss Bold Black (shown)
 Gloss Bold Black/Plated Antique Nickel/Gloss Bold Black
 Gloss Bold Black/Plated Bright Copper/Gloss Bold Black
 Designer Finishes Black/Antique Copper/Black
 Gloss Finishes Bold Black/Radiant Red/Bold Black (shown)



DESIGNER COLORS



Printed colors are a representation and may not exactly match our Designer, Gloss, and Polished colors.

GLOSS FINISHES [extra cost]



PLATED FINISHES [extra cost]



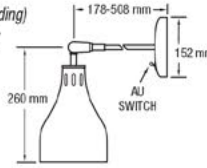
*Special processing & extended lead times may apply to plated finishes

Step 4-Mounting Styles

(A) Mount

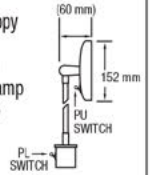
(Exception: DL-1400 pending)

Rigid Mount to canopy with pivot. Specify horizontal stem length from 178 to 508 mm. Unit length is 432 to 762 mm.



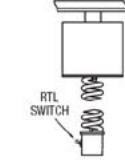
(P) Mount

Rigid Mount to canopy with pivot. Specify overall length (from pivot to bottom of lamp shade) from 432 to 1803 mm.



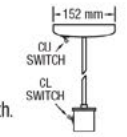
(R) Mount

Retractable Cord Mount. Specify overall length from 787 to 1765 mm.



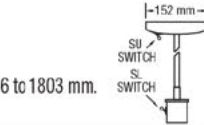
(C) Mount

Cord Mount to canopy. Specify overall length from 432 mm to any length.



(S) Mount

Rigid Stem Mount to canopy. Specify overall length from 356 to 1803 mm.



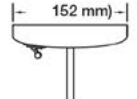
Step 5-Switch Locations

(N)-None

Supplied by installer

(U)-Upper Switch

Not available on:
 • DLH-(high watt models)
 • R Mount



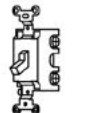
(L)-Lower Switch

Not available on:
 • DLH-(high watt models)
 • A Mount



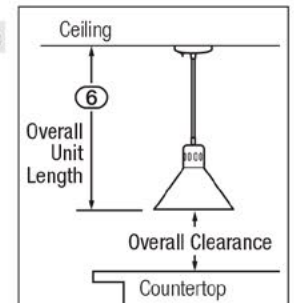
(R)-Remote Switch

• Accommodates 16 amps
 • Up to seven 250W lamps, maximum per remote switch



Step 6-Overall Unit Length

- For C, CT, S Mounts: From ceiling to bottom of warmer lamp shade (#6 in drawing).
- For A or P Mounts: From centre of shade to wall plus shade length (see line art in mounting styles).



Stock lamps include:



FSM (FOOD SERVICE MACHINERY PTY. LTD.)
HEAD OFFICE: UNIT E6, 63-85 TURNER STREET,
 PORT MELBOURNE, VIC. 3207 AUSTRALIA
 T: +61 3 8645 2555 F: +61 3 8645 2565
 E: sales@fsm-pl.com.au W: www.fsm-pl.com.au

SYDNEY OFFICE:
 UNIT 15, 7-9 PROGRESS CIRCUIT,
 PRESTONS, NSW 2170 AUSTRALIA
 T: +61 2 9608 8620 F: +61 2 9607 9370
 E: sales@fsm-pl.com.au W: www.fsm-pl.com.au

QUEENSLAND:
 T: 0400 099 992
 E: sales@fsm-pl.com.au
 W: www.fsm-pl.com.au