
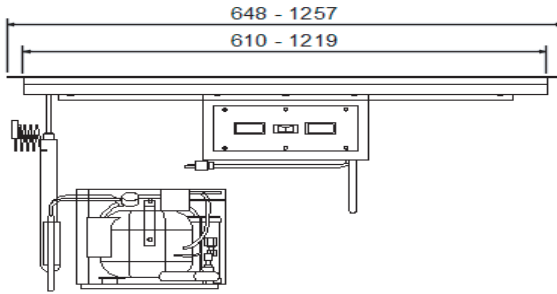


# SPECIFICATION SHEET

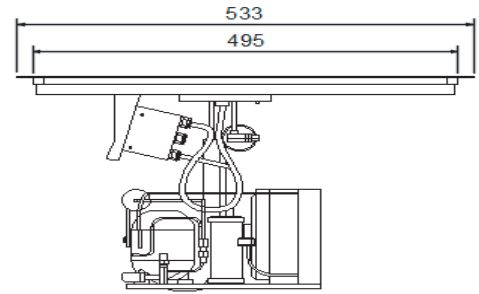
MODEL: HCSBFR-24-I  
HCSBFR-36-I  
HCSBFR-48-I



TOP VIEW



FRONT VIEW  
NTS



SIDE VIEW

## STANDARD FEATURES

- The shelves change modes from hot to cold or vice versa in as little as 30 minutes, allowing quick change for different day parts
- HCSBF units have unattached Condenser, attached Control Box
- With HCSBF models, condensing unit may be mounted up to 1219 mm away from the center of shelf
- Condensing unit features easy serviceability with sight glass, service valves, dryer/filter and receiver
- offer a long, flexible, refrigerant line which allows condensing unit to be pulled out for service
- Patented thermal break reduces condensation and temperature transfer on adjacent surfaces
- have an Electronic Temperature Control Box with a 1219 mm lead wire (Standard)
- Control Box can be mounted 1219 mm from center of the shelf
- hardcoat aluminum, top mount units

Give your operation ultimate flexibility with Hatco's innovative, patented **Hot/Cold Shelves Built-In Flush Top**. Available in our signature Hardcoat, they easily transition between a heated to cold and cold to heated shelf!

## SPECIFICATIONS

Model	Dimension (WxDxH)	Ship Weight	Voltage	Cold Watts	Hot Watts	Amps	Plug
HCSBFR-24-I	648 x 533 x 256mm	58kg	120	300	445	3.8	NEMA 5-15P
HCSBFR-36-I	953 x 533 x 256mm	68kg	120	450	670	5.9	NEMA 5-15P
HCSBFR-48-I	1257 x 533 x 256mm	84kg	120	450	890	7.4	NEMA 5-15P