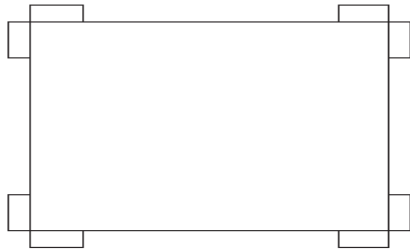
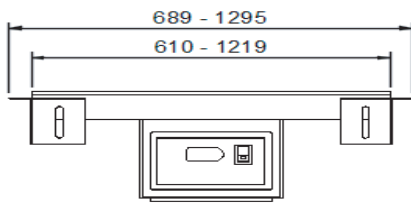


# SPECIFICATION SHEET

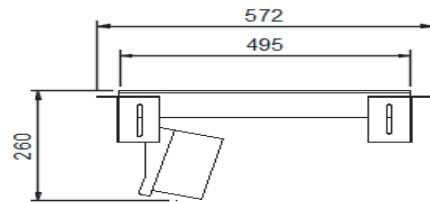
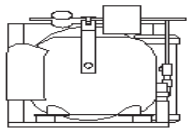
MODEL: HCSSBFR-24-I  
 HCSSBFR-36-I  
 HCSSBFR-48-I



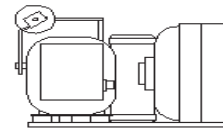
TOP VIEW



FRONT VIEW  
NTS



SIDE VIEW



## STANDARD FEATURES

- The shelves change modes from hot to cold or vice versa in as little as 30 minutes, allowing quick change for different day parts
- HCSSBF units have unattached Condenser, attached Control Box
- With HCSSBF models, condensing unit may be mounted up to 1219 mm away from the center of shelf
- Condensing unit features easy serviceability with sight glass, service valves, dryer/filter and receiver
- HCSSBF models offer a long, flexible, refrigerant line which allows condensing unit to be pulled out for service
- All units have an Electronic Temperature Control Box with a 1219 mm lead wire (Standard)
- All units are bottom mount, flush with counter top
- Patented thermal break reduces condensation and temperature transfer on adjacent surfaces

Give your operation ultimate flexibility with Hatco's innovative, patented **Hot/Cold Simulated Stone Shelves Built-In Flush Top**. They easily transition between a heated to cold and cold to heated shelf! These shelves are available in three attractive Swanstone.

## SPECIFICATIONS

Model	Dimension (WxD)	Ship Weight	Voltage	Cold Watts	Hot Watts	Amps	Plug
HCSSBFR-24-I	686 x 572mm	67kg	120	300	445	3.8	NEMA 5-15P
HCSSBFR-36-I	991 x 572mm	76kg	120	450	670	5.9	NEMA 5-15P
HCSSBFR-48-I	1295 x 572mm	92kg	120	450	890	7.4	NEMA 5-15P