



HIGH CAPACITY 04 SERIES FOOD WASTE DISPOSERS

The 04 Series Food Waste Disposers provide the ultimate heavy duty solution for processing higher volumes of food waste in kitchens handling from 1000 up to 1850 covers per sitting.

Designed for use in large hotels and restaurants, hospitals, prisons, universities and by food preparation companies, the 04 Series can handle difficult waste including fish skins, cauliflower stalks and larger meat bones.

Fitted with a choice of high performance motors, to ensure fast, reliable and energy efficient grinding of waste, the 04 Series can be used as a free standing unit, integrated into tabling or installed using a special hopper ring for even simpler installation and servicing.

Compatible with WastePro dewaterer units.

These units feature steel alloy grinding elements, safety baffles and interlock systems, plus auto-reverse motors, to ensure consistent wear and extend operating life.

Series 04 food waste disposers can also be supplied with an optional single or double entry trough unit to allow waste to be fed simultaneously from several workstations and improve kitchen productivity still further.



904 (F54/120)

Capacity - 1000 covers per sitting.
500Kg waste / hour approx.
3 Phase 1.1kW (1.5 HP)



1204 (F54/220)

Capacity - 1450 covers per sitting.
700Kg waste / hour
3 Phase 2.2kW (3HP)

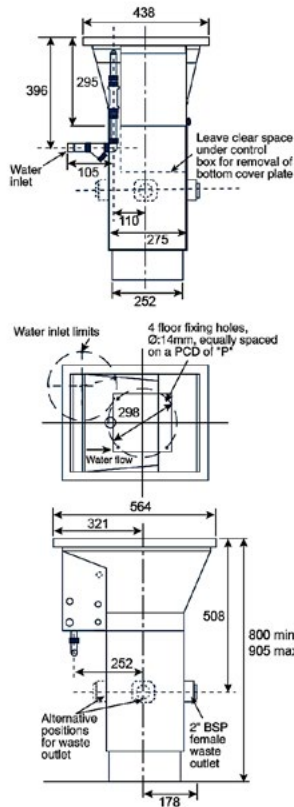


1604 (F54/320)

Capacity - 1850 covers per sitting.
900Kg waste / hour
3 Phase 4.kW (5.5HP)

Due to our policy of continual product development and improvement, all details and specification are subject to change without notice.

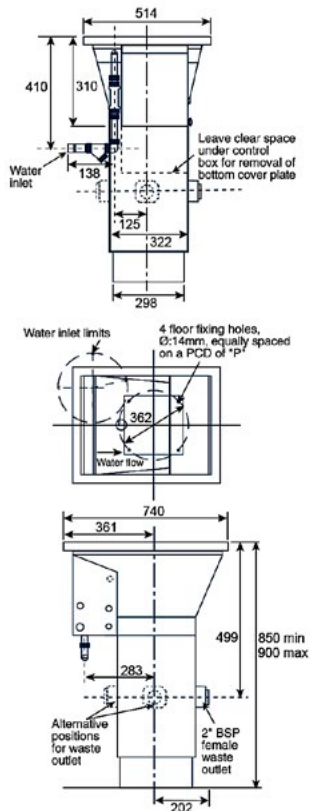
904



904

General	
Mounting	Free standing, welded into tabling or sealed into hopper rim welded into tabling.
Capacity	1000 covers per sitting. 500kg of waste per hour.
Dimensions (h x w x d)	800-905mm x 438mm x 564mm
Cut out dimensions - Unit	510mm x 385mm
Cut out dimensions - Rim	494mm x 368mm
Electrical information	
Motor	1.1kW (1½HP).
Voltages	400-3-50
Fuse rating	6A - 3 phase
Operator controls	IP65 rated integral on/off control buttons.
Installation information	
Water connection	15mm connection. Minimum pressure (head) of 0.18 bar (1.8m). If using mains water supply specify class A air break with special baffle.
Water consumption	14-18 litres per minute
Waste connection	2" BSP threaded flange for connection to 54mm piping, laid to minimum fall of 1 in 7.
Electrical connection	2.5m mains cable wired into integral controller.
Other features	
Water control	Solenoid valve for automatic water control.
Operator safety	Metal baffle and time delayed interlock system.
Special features	Automatic thermal overload to protect the motor. Automatically reversible motor for extended operating life. Adjustable machine height.
Customer options	
	Class A airbreak. Magnetic cutlery saver. Cutlery/Silver saver baffle supplied in place of standard baffle at no extra cost. Hopper rim for sitting in tabling for ease of service. Remote control box.
Shipping specification	
Packing dimensions (h x w x d)	640mm x 500mm x 950mm
Packing volume	0.304m³
Packing weight (gross/net)	71kg/60kg

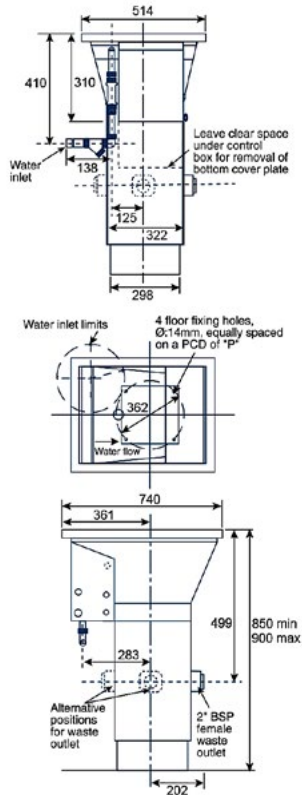
1204



1204

General	
Mounting	Free standing, welded into tabling or sealed into hopper rim welded into tabling.
Capacity	1450 covers per sitting. 700kg of waste per hour.
Dimensions (h x w x d)	850-900mm x 514mm x 740mm
Cut out dimensions - Unit	685mm x 460mm
Cut out dimensions - Rim	672mm x 444mm
Electrical information	
Motor	2.2kW (3HP)
Voltages	400-3-50 440-3-60
Fuse rating	10A - 3 phase
Operator controls	IP65 rated integral on/off control buttons.
Installation information	
Water connection	22mm connection. Minimum pressure (head) of 0.18 bar (1.8m). If using mains water supply specify class A air break with special baffle.
Water consumption	18-27 litres per minute.
Waste connection	2" BSP threaded flange for connection to 54mm piping, laid to minimum fall of 1 in 7.
Electrical connection	2.5m mains cable wired into integral controller.
Other features	
Water control	Solenoid valve for automatic water control.
Operator safety	Metal baffle and time delayed interlock system.
Special features	Automatic thermal overload to protect the motor. Automatically reversible motor for extended operating life. Adjustable machine height.
Customer options	
	SAME AS 904
Product code details	
	F54/220 3 phase 1204
Shipping specification	
Packing dimensions	800mm x 550mm x 1000mm
Packing volume	0.440m³
Packing weight (gross/net)	97kg/81kg

1604



1604

General	
Mounting	Free standing, welded into tabling or sealed into hopper rim welded into tabling.
Capacity	1850 covers per sitting. 900kg of waste per hour.
Dimensions (h x w x d)	850-900mm x 514mm x 740mm
Cut out dimensions - Unit	685mm x 460mm
Cut out dimensions - Rim	672mm x 444mm
Electrical information	
Motor	4.0kW (5½HP)
Voltages	400-3-50
Fuse rating	16A - 3 phase
Operator controls	IP65 rated integral on/off control buttons.
Installation information	
Water connection	22mm connection. Minimum pressure (head) of 0.18 bar (1.8m). If using mains water supply specify class A air break with special baffle.
Water consumption	27-36 litres per minute.
Waste connection	2" BSP threaded flange for connection to 54mm piping, laid to minimum fall of 1 in 7.
Electrical Connection	2.5m mains cable wired into integral controller.
Other features	
Water control	Solenoid valve for automatic water control.
Operator safety	Metal baffle and time delayed interlock system.
Special features	Automatic thermal overload to protect the motor. Automatically reversible motor for extended operating life. Adjustable machine height.
Customer options	SAME AS 904
Product code details	
F54/320	3 phase 1604
Shipping specification	
Packing dimensions (h x w x d)	800mm x 550mm x 1000mm
Packing volume	0.440m ³
Packing weight (gross/net)	100kg/84kg

Due to our policy of continual product development and improvement, all details and specification are subject to change without notice.