
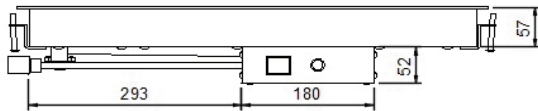


# SPECIFICATION SHEET

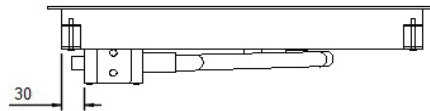
MODEL: GRSBF-24-I, GRSBF-30-I  
 GRSBF-36-I, GRSBF-42-I  
 GRSBF-48-I, GRSBF-54-I  
 GRSBF-60-I, GRSBF-72-I



TOP VIEW



FRONT VIEW  
NTS



SIDE VIEW

## STANDARD FEATURES

- Uniform heat distribution with hardcoated aluminum surface and blanket-type element
- 914MM flexible conduit channels power lines from the shelf to a control box
- Standard controller includes control thermostat, an illuminated power switch and mounting brackets
- Thermostatically-controlled heated base
- The Built-in Heated Shelf has a .19 mm flanged edge that allows the unit to fit into a countertop opening
- Recommended for use in metallic counters. For other surfaces, verify that the material is suitable for temperature up to 93°C
- For use in countertops up to 1 & 1/4" (32 mm) thick

Let Hatco add heat to your serving surface with the **Glo-Ray® Rectangular Built-In Heated Shelf with Flush Top**. This flush top food warmer has a hardcoated aluminum surface and blanket-type element for uniform heat to extend your food holding time. Fiberglass insulation keeps heat at the holding surface while a built-in adjustable thermostat controls surface temperature. Ideal for pass-through areas, buffet lines or as a heated work shelf

## SPECIFICATIONS

Model	Dimension	Ship Weight	Voltage	Watts	Amps	Plug
GRSBF-24-I	648 mmW x 533 mmD	13kg	120	550	4.6	NEMA 5-15P
GRSBF-30-I	800 mmW x 533 mmD	14kg	120	665	5.5	NEMA 5-15P
GRSBF-36-I	953 mmW x 533 mmD	14kg	120	780	6.5	NEMA 5-15P
GRSBF-42-I	1105 mmW x 533 mmD	15kg	120	885	7.3	NEMA 5-15P
GRSBF-48-I	1257 mmW x 533 mmD	18kg	120	1000	8.3	NEMA 5-15P
GRSBF-54-I	1410 mmW x 533 mmD	22kg	120	1220	10.1	NEMA 5-15P
GRSBF-60-I	1562 mmW x 533 mmD	22kg	120	1220	10.1	NEMA 5-15P
GRSBF-72-I	1867 mm W x 533 mmD	24kg	120	1440	12.0	NEMA 5-15P