



People who serve, products that solve.™


GRAH - Heat only

GLO RAY INFRA RED FOOD WARMERS

Hatco Glo-Ray Foodwarmers keep all foods at the optimum serving temperature longer.

With 'pre-focussed' heat patterns to direct heat where it is needed most, towards the outer edges. Available in sturdy continuous cast aluminium housings to eliminate sagging, with patented metal sheathed heating rods and designed heat deflectors to control heat pattern. Safety wire guards, On-Off switch, mounting brackets and 1800mm cord all standard.

A range of accessories or special finishes are available to order.



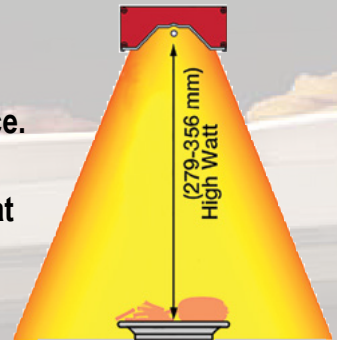
GRAHL - Heat & Light

GLO RAY INFRA RED FOOD WARMERS

Choose the GRAHL models with incandescant lights to highlight and display your food product, fitted with food-grade Teflon coated globes for safety and compliance.

With the same sturdy continuous cast aluminium housings to eliminate sagging, patented metal sheathed heating rods and designed heat deflectors to control heat pattern. Safety wire guards, On-Off switch, mounting brackets and 1800mm cord all standard.

A range of accessories or special finishes are available to order.



Illustrated: Recommended mounting height for Glo-Ray Food Warmer above stainless steel bench surface.

OPTIONS

Extend the usability of your Glo-Ray installation with the addition of an Infinite Control. Available at time of order or as a retro-fit kit, the IC Infinite Control allows easy adjustment of the heat output, especially useful and energy saving during off-peak serving times. For further flexibility, remote enclosures are available in several models, including 1, 2 or more Infinite controls, that can be placed where they are most convenient.

A range of colour, size and heating element types are also available, speak to your representative or call us for more details.



Remote Control RMB-3CE



Dual Remote Control RMB-7CE

FSM (FOOD SERVICE MACHINERY PTY. LTD.)

HEAD OFFICE:

21-23 Agosta Drive, Laverton North,
Vic. 3026 Australia
T: +61 3 9368 2300 F: +61 3 9369 3800
E: sales@fsm-pl.com.au W: www.fsm-pl.com.au

SYDNEY OFFICE:

Unit 15, 7-9 Progress Circuit,
Prestons, NSW 2170
T: +61 2 9608 8620 F: +61 2 9607 9370
E: sales@fsm-pl.com.au W: www.fsm-pl.com.au

QUEENSLAND OFFICE:

4/40 Rivergate Place,
Murarrie, QLD 4172
T: +61 7 3390 4185 F: +61 7 3393 9508
E: sales@fsm-pl.com.au W: www.fsm-pl.com.au

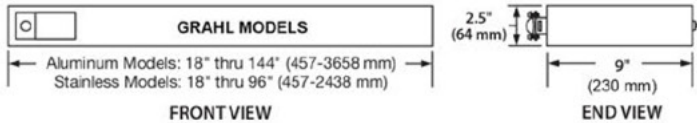
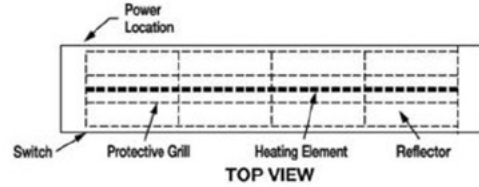
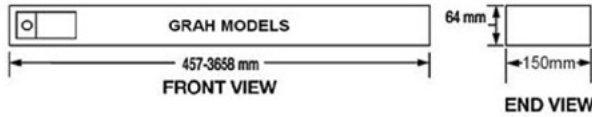
PERTH:

T: 0413 893 311
E: sales@fsm-pl.com.au
W: www.fsm-pl.com.au



GLO-RAY® INFRARED FOODWARMERS

Models GRAH-18, -24, -30, -36, -42, -48, -54, -60, -66, -72, -84, -96, -108, -120, -132, -144
GRAHL-18, -24, -30, -36, -42, -48, -54, -60, -66, -72, -84, -96, -108, -120, -132, -144



SPECIFICATIONS

Aluminum High Watt		Aluminum High Watt with Lights			
Model	Watt	Model	Watt	Width	Shipping Weight
GRAH-18	350	GRAHL-18	470	457 mm	3 kg / 4 kg
GRAH-24	500	GRAHL-24	620	610 mm	3 kg / 5 kg
GRAH-30	660	GRAHL-30	780	762 mm	4 kg / 5 kg
GRAH-36	800	GRAHL-36	980	914 mm	4 kg / 6 kg
GRAH-42	950	GRAHL-42	1130	1067 mm	5 kg / 7 kg
GRAH-48	1100	GRAHL-48	1340	1219 mm	5 kg / 8 kg
GRAH-54	1250	GRAHL-54	1490	1372 mm	6 kg / 9 kg
GRAH-60	1400	GRAHL-60	1700	1524 mm	6 kg / 10 kg
GRAH-66	1560	GRAHL-66	1860	1676 mm	7 kg / 10 kg
GRAH-72	1725	GRAHL-72	2085	1829 mm	8 kg / 11 kg
GRAH-84	2050	GRAHL-84	2410	2134 mm	9 kg / 13 kg
GRAH-96	2400	GRAHL-96	2880	2438 mm	10 kg / 15 kg
GRAH-108*	2500	GRAHL-108*	2980	2743 mm	10 kg / 16 kg
GRAH-120*	2800	GRAHL-120*	3400	3048 mm	12 kg / 18 kg
GRAH-132*	3120	GRAHL-132*	3720	3353 mm	14 kg / 20 kg
GRAH-144*	3450	GRAHL-144*	4170	3658 mm	15 kg / 22 kg

* Glo-Ray models GRAH-108 through GRAH-144 contain tandem elements individually controlled.

DIMENSIONS

GRAH: 457 to 3658 mm W x 150 mm D x 64 mm H.
GRAHL: 457 to 3658 mm W x 230 mm D x 64 mm H.

For special lengths, consult factory.

Aluminum models from 457 mm through 3658 mm. Available in 152 mm increments up to 3658 mm maximum width.

VOLTAGE

240 volts, single phase. Consult factory for models with tandem elements. Units are supplied with relevant cord and Australian plug.

MOUNTING

GLO-RAY WARMERS SHOULD BE POSITIONED NO LESS THAN 343 mm (high wattage) ABOVE A NON-METALLIC SURFACE. With the proper distance maintained between Glo-Ray and the food, hot foods will be held at ideal serving temperatures without cooking the foods beyond the point of excellence.

REMOTE CONTROL ENCLOSURES

Model	Width	Infinite Switches
RMB-3	140 mm	1 Maximum
RMB-7	229 mm	2 Maximum

OPTIONS (NOT FOR RETROFIT)

- Indicator Light
- Breath Protector
- Incandescent Lights (Add 76 mm to depth of warmer)
(Extra Lamps installed are two per foot minus one maximum)
- Bright Annealed Lamp Reflector
- Infinite Control† (Remote Recommended)
- Remote Control Enclosure

† Maximum of 12.2 amps.

ACCESSORIES

- Adjustable Tubular Stands 254-356 mm
- Non-Adjustable Tubular Stands 254, 305, 356 or 406 mm – Available in Designer colors
- C-Leg Stands for Models up to 1829 mm (254 or 343 mm clearance)
- T-Leg Stands for Models up to 1829 mm (254, 343, 406 or 457 mm clearance)
- Wall Brackets
- Adjustable Angle Brackets
- Chain Suspension
- Threaded Rubber Boot for Toggle Switch