
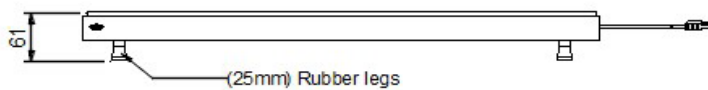


SPECIFICATION SHEET

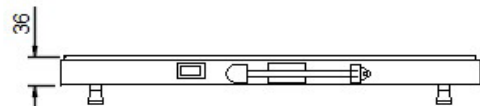
MODEL: GRS-24-I, GRS-30-I
GRS-36-I, GRS-42-I
GRS-48-I, GRS-54-I



TOP VIEW



FRONT VIEW
NTS



SIDE VIEW

STANDARD FEATURES

- Uniform heat distribution with blanket-type element
- Built-in adjustable thermostat controls surface temperature
- Available in widths from 610 - 1372 mm and 495mm depths
- Extruded aluminum base with stainless steel top
- Standard legs: 25mm rubber
- All models include a 1829 mm cord and plug attached

Hatco's Glo-Ray Heated Shelf has an extruded aluminum base with non-slip rubber feet, stainless steel top and blanket-type element for uniform heat distribution. Fiberglass insulation keeps heat at the holding surface while a built-in adjustable thermostat controls surface.

SPECIFICATIONS

| Model | Dimension | Ship Weight | Voltage | Phase | Watts | Amps | Plug |
|----------|---------------------|-------------|---------|--------|-------|------|------------|
| GRS-24-I | 610 mm W x 495 mmD | 10kg | 120 | Single | 380 | 3.2 | NEMA 5-15P |
| GRS-30-I | 762 mm W x 495 mmD | 12kg | 120 | Single | 490 | 4.0 | NEMA 5-15P |
| GRS-36-I | 914 mm W x 495 mmD | 13kg | 120 | Single | 598 | 5.0 | NEMA 5-15P |
| GRS-42-I | 1067 mm W x 495 mmD | 15kg | 120 | Single | 652 | 5.4 | NEMA 5-15P |
| GRS-48-I | 1219 mm W x 495 mmD | 17kg | 120 | Single | 760 | 6.3 | NEMA 5-15P |
| GRS-54-I | 1372 mm W x 495 mmD | 20kg | 120 | Single | 870 | 7.25 | NEMA 5-15P |