



Project _____

Item # _____

Quantity _____

Plate Warmers

Models: PWC-12, PWB-12

The Hatco Plate Warmers are designed to hold preheated serving plates where customers can access them easily. Serving hot food on preheated plates will help extend the holding times of most foods. The Hatco Plate Warmer has an open design for easy retrieval and loading and adds to a better customer experience. More importantly, it is easy to clean and is available as Built-In or Countertop models that can be wall mounted.

Standard features

- Doorless design has a heated air curtain system
- Either model can be daisy-chained, maximum 3 units (do not stack)
- Each unit holds up to 25 plates up to 12" (305 mm) in diameter
- Digital temperature control with an adjustable range of 104° - 122°F (40° - 50°C), has a cover panel designed to avoid accidental touch
- Energy efficient LED lighting illuminates the interior from the top
- Stainless Steel as standard for durability and has optional Powdercoated *Designer Black*
- PWC-12 ships with power On/Off switch, a detached 6' (1829 mm) power cord, a 39" (1000 mm) jumper cord and a wall-mounting kit
- PWB-12 ships with power On/Off switch, a detached 6' (1829 mm) power cord and a 39" (1000 mm) jumper cord



*PWC-12
optional
Designer Black*



PWB-12

Options (available at time of purchase only)

Designer Colors▪

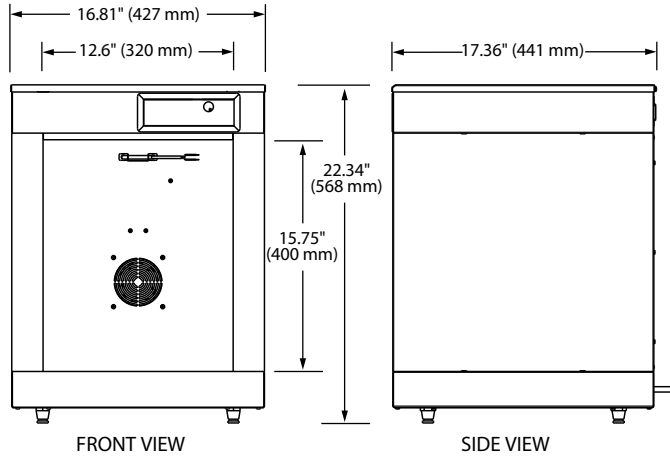
- Non-standard colors are non-returnable – Stainless Steel standard –
 Black



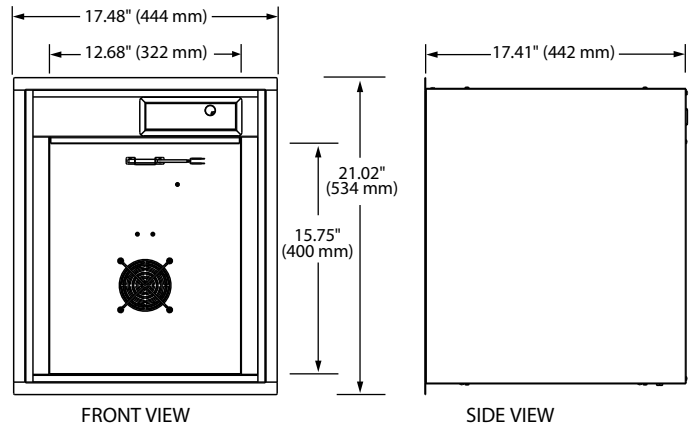
Plate Warmers

Models: PWC-12, PWB-12

PWC-12



PWB-12



SPECIFICATIONS

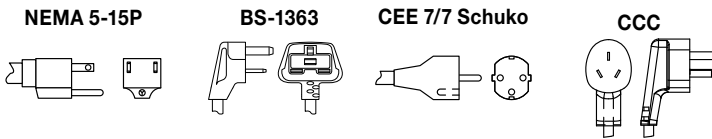
Plate Warmers

The shaded areas contain electrical information for International models

Model	Dimensions (W x D x H)	Opening Dimensions (W x H)	Volts	Watts	Amps	Plug	Approx. Ship Weight
PWC-12	16.819" x 17.36" x 22.34" [‡] (427 x 441 x 568 mm)	12.6" x 15.75" (320 x 400 mm)	120	460	3.8	NEMA 5-15P	64 lbs. (29 kg)
			220	389	1.7	BS-1363, Schuko, CCC	
			230	425	1.8		
			240	463	1.9		
PWB-12	17.48" x 17.41" x 21.02" (444 x 442 x 534 mm)	12.68" x 15.75" (322 x 400 mm)	120	460	3.8	NEMA 5-15P	49 lbs. (22 kg)
			220	389	1.7	BS-1363, Schuko, CCC	
			230	425	1.8		
			240	463	1.9		

[‡] Height includes standard 1" (25 mm) legs.

PLUG CONFIGURATIONS



CABINET CUT-OUT DIMENSION FOR PWB-12

16.65"W x 20.16" H (423 x 512 mm).

CORD LOCATION

Back of unit, top left side.