

FSM JETSTREAM - Swivel Spout

JET8300W

Wall Mounted 300mm Square Swivel Spout

4 star 7.5 lpm
(Nominal Flow : 6.59 lpm)

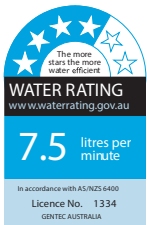
Product Features

- Zero Lead
- Durable and robust
- Recommended for commercial kitchens
- Environmentally sustainable design for rejuvenation and minimising maintenance
- Laminar flow

Technical Information

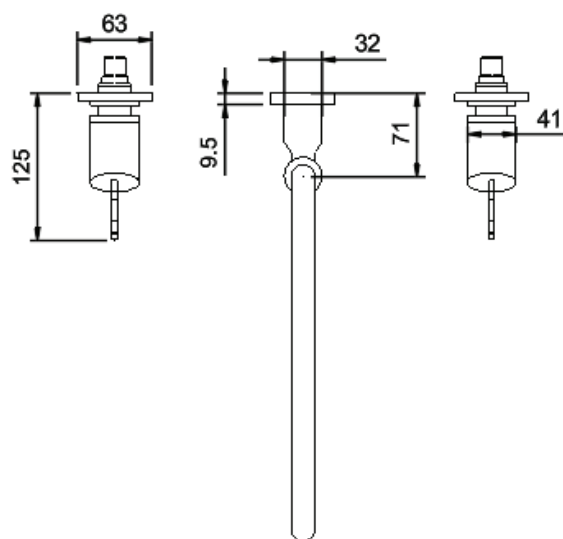
Materials	Stainless Steel 304L
Inlet	15mm Female (G 1/2" BSP)
Outlet	Laminar Flow
Working Pressures	50kPa-500kPa
Recommended Working Pressures	350kPa
Working Temperatures	5°C - 80°C
Finish / Colour	Polished Stainless Steel

Product Certifications

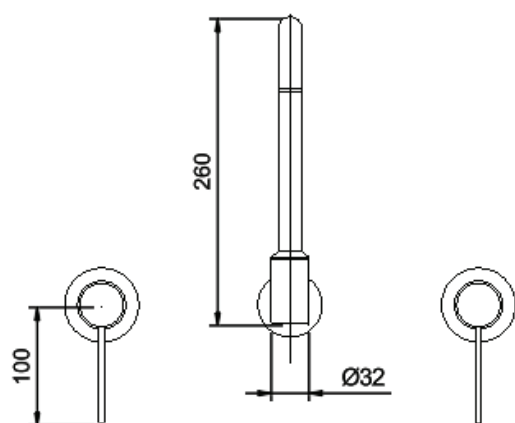


WELS: T33306

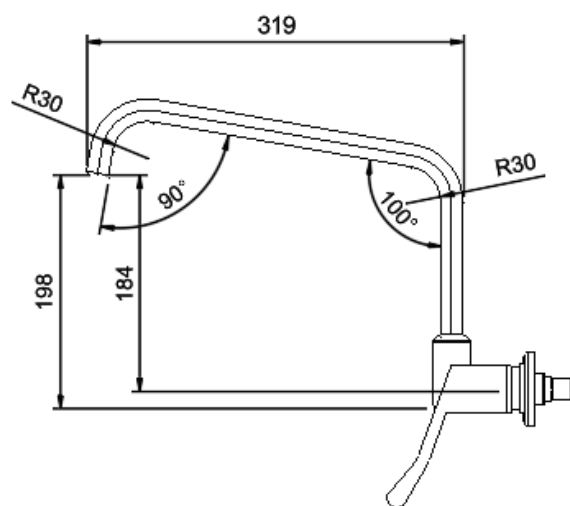




TOP VIEW



FRONT VIEW
NTS



SIDE VIEW

All measurements are in millimetres and should be used as a guide only