



Project _____

Item # _____

Quantity _____



Round Heated Wells

Models: RHW-1, -2, -1B

Hatco's Round Heated Well is a multi-purpose, insulated, dry well that offers the flexibility of being a foodwarmer, soup kettle, Bain-Marie heater, steamer and pasta cooker all in one.

Heat is evenly distributed throughout the unit to hold foods at desired temperatures, and the insulated, stainless steel design provides easy maintenance and durable performance. The heating element temperature is monitored by an electronic controller for optimum results.

Standard features

- Standard 11 quart (10 liters) well(s), available in free-standing or built-in, single or dual model
- Three temperature setpoints from 122° to 212 F° (50° to 100° C) for warming, steaming and boiling
- The insulated, stainless steel design offers easy maintenance and durable performance
- An energy saving low power mode during off-peak hours
- RHW-1 shipped with one food holding pan and one pan lid
- RHW-2 shipped with two food holding pans and two pan lids
- RHW-1B shipped with one food holding pan, one pan lid, and remote control
- Built-In recommended well cut-out size:
11.875 (300 mm) diameter



Accessories (available after purchase)

- Hinged Lid for 11-Quart (10 Liter) Round Pan
- 11-Quart (10 Liter) Round Pan



For operation, location and safety information, please refer to the Installation and Operating Manual.



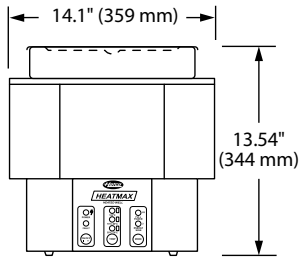
ANSI/NSF 4



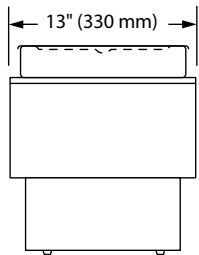
Round Heated Wells

Models: RHW-1, -2, -1B

RHW-1

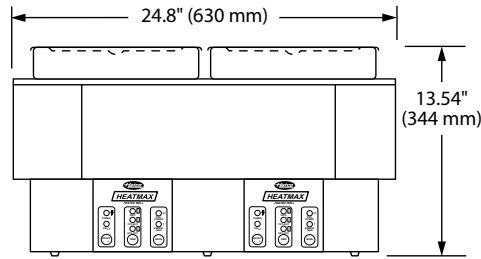


Front View

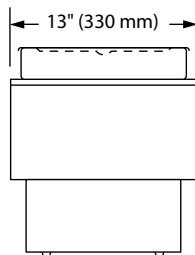


Side View

RHW-2

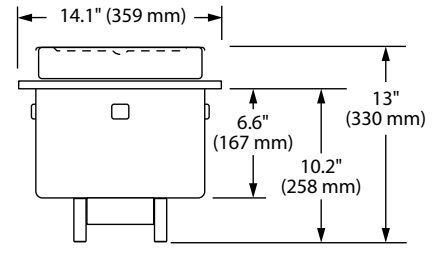


Front View

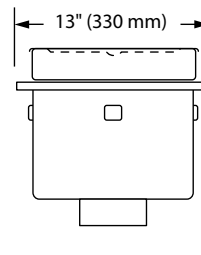


Side View

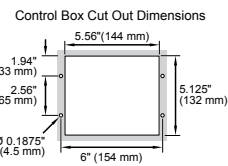
RHW-1B



Front View



Side View



The electrical cord between the unit and the control box is 56" (1420 mm) in length

Cutout Dimensions for Countertop

Model	Diameter
RHW-1B	Ø 12.01" (305 mm)

SPECIFICATIONS

Freestanding Round Heated Wells

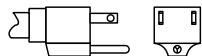
Model	Dimensions (Width x Depth x Height)	Volts (single phase)	Watts	Amps	Plug	Cord Location	Approx. Ship Weight
RHW-1	14.1" x 13" x 13.54" (359 x 330 x 344 mm)	120	1250	10.4	NEMA 5-15P	Lower back of unit	21 lbs. (10 kg)
RHW-2	24.8" x 13" x 13.54" (630 x 330 x 344 mm)	208	2045	9.8	NEMA 6-15P	Lower back of unit	38 lbs. (17 kg)
		240	2725	11.3			

Built-In Round Heated Well

Model	Dimensions (Width x Depth x Height)	Volts (single phase)	Watts	Amps	Plug	Cord Location	Approx. Ship Weight
RHW-1B	14.1" x 13" x 13" (359 x 330 x 330 mm)	120	1250	10.4	NEMA 5-15P	56" (1422 mm) cable from well to control box and a 6' (1829 mm) cord and plug located at the back of the control box	21 lbs. (10 kg)

PLUG CONFIGURATIONS

NEMA 5-15P



NEMA 6-15P

